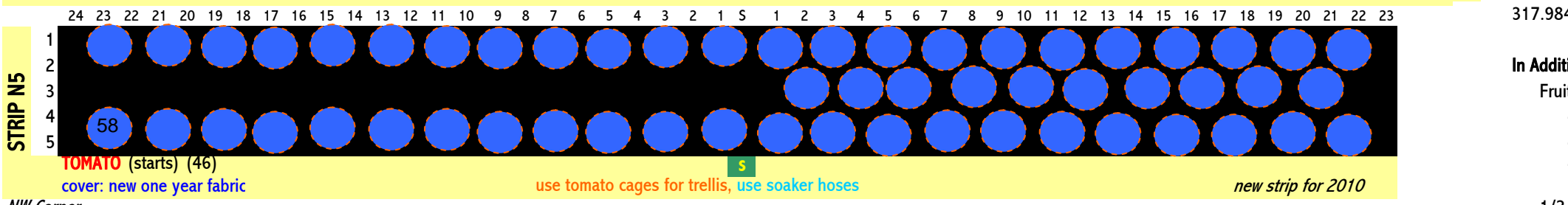
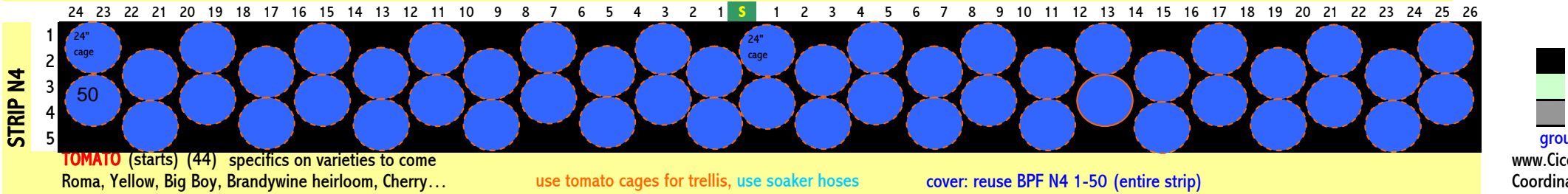
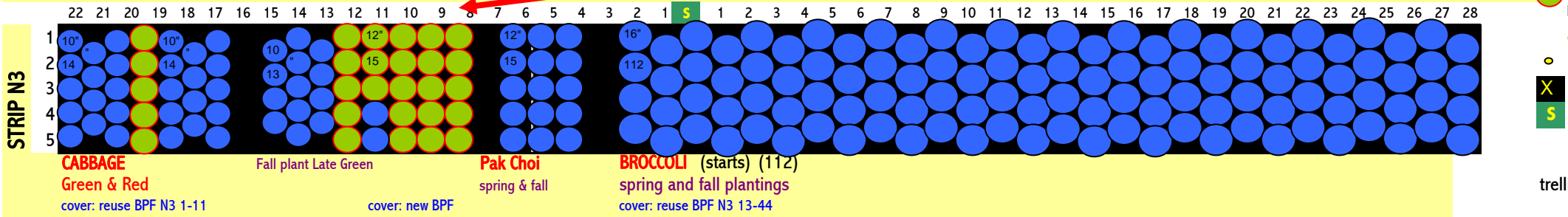
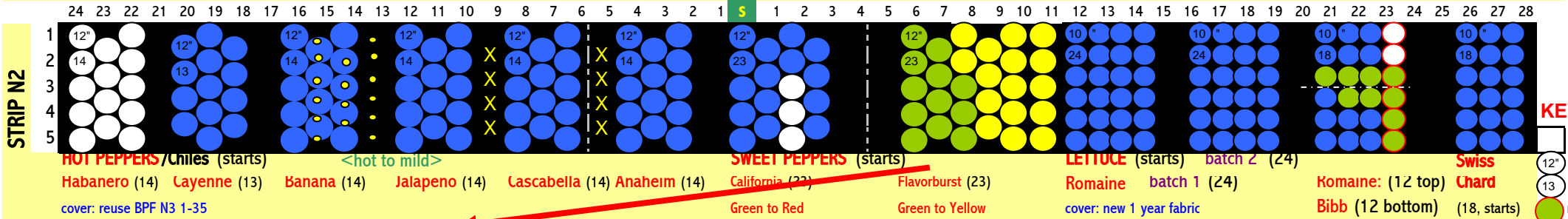
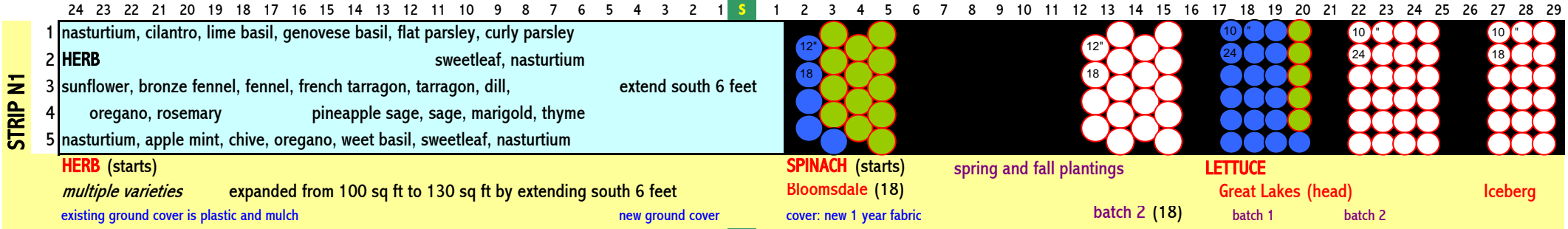


NORTH section strip garden

the size of the circle represents the full size of the plant, not the size of the opening

- = Plant Ready, cut opening
- = plant not ready, opening is cut
- = plant ready, opening cut
- = plant in the ground
- = plant not ready, no opening cut



NW Corner

KEY

- = 1 foot by 1 foot square
- (with 12") = plant footprint, slit cover, plant in middle
- (with 13) = number of plants in the section
- (with red outline) = red outline - cut new X or small circle for plant
- (with black outline) = black outline - hole exists
- (green fill) = ready to plant; blue fill - planted
- (with yellow dot) = existing hole, DO NOT USE
- X = existing cut, DO NOT USE
- S = spigot (8 total)
- = plant seed

trellis: ○ bike rims with twine ○ tomato cage

↑ full row width, at least 5' high

∧ H represents fence with posts

- = Black Porous Fiberglass Cloth weed cover (BPF)
- = no weed barrier
- = OK to plant seed here now

ground cover trellis batches watering

www.CiceroChristianChurch.org
Coordinator: Beth Roberts
317.984.4653x11 beth@reachteachserve.org

In Addition:

- ph: actual at first test 7.9
- Fruit Trees: ph: goal is 6.0-6.5 for all but blueberries 4.2-4.8
- 4 Pear
- 4 Peach
- 4 Apple
- 1 Cherry
- 1/2 Acre Sweet Corn